

Lynn Leaders Event 2023

*Celebrating the success of our
nonprofit partners doing great
work wit young people in the
Lynn community from “cradle to
career”*

**SOMEONE
ELSE'S
CHILD**

LEAP *for Education*
LEARN EXPLORE ASPIRE PURSUE

BUILDING
AUDACITY

KIPP:MA
PUBLIC CHARTER SCHOOLS

the
YMCA
YMCA of Metro North

NortheastArc
Changing lives. Discovering abilities.

The Food Project

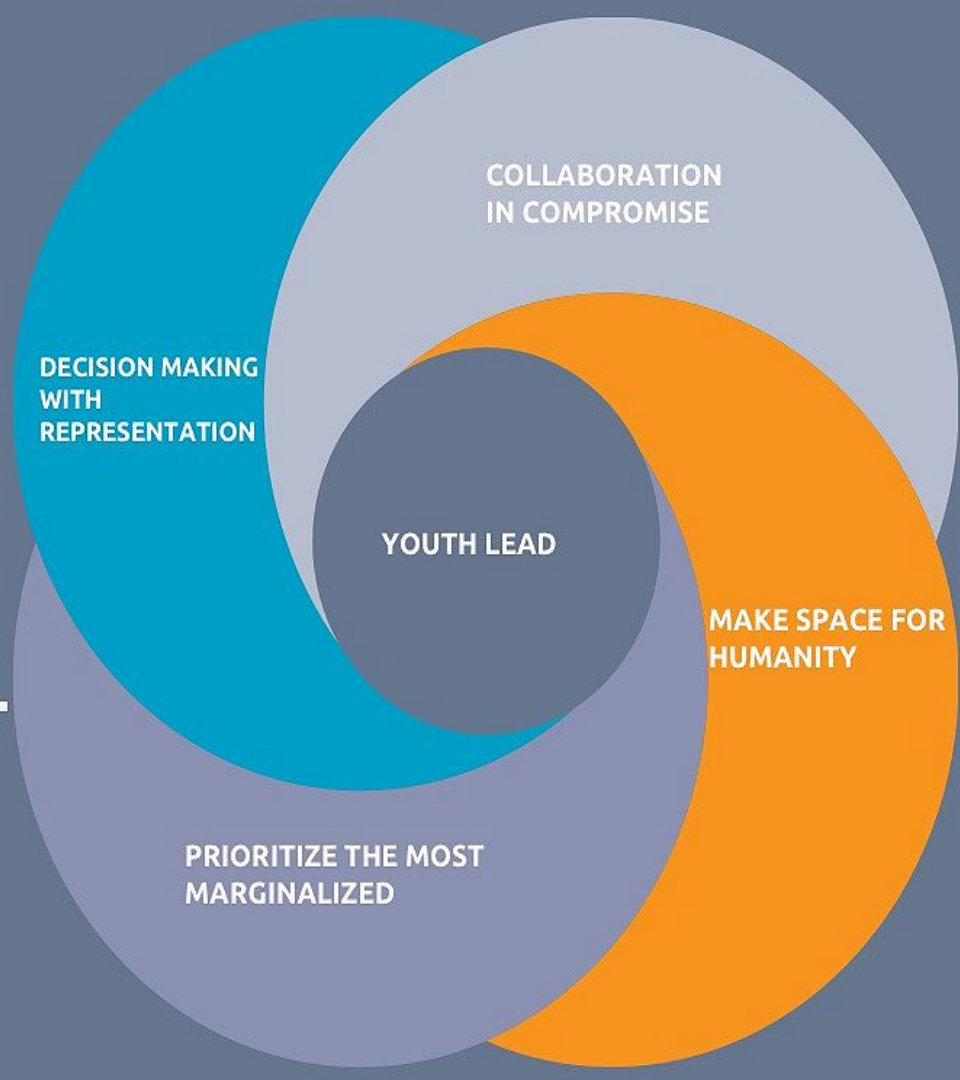
LynnMuseum
LynnArts™



girls
inc.

Agenda

4:30 - 5:00pm	Registration
5:00 - 6:00pm	Youth Tables and Upstairs Museum Open
6:00 - 6:30pm	Welcome and Youth Share Outs
6:30 - 7:15pm	Mingling and eating
7:15pm - 7:30	In the Making Dance Performance
7:30pm	End of Event



“where youth lead.”

Website: buildingaudacity.org/

Mission: To support youth led change-making and to provide resources to adults interested in creating inclusive, youth-focused learning spaces.

Who They Serve: Youth & Families

Contact: Nakia Navarro
nakia@buildingaudacity.org



Website:

<https://thefoodproject.org/>

Mission: create a thoughtful and productive community of youth and adults from diverse backgrounds who work together to build a sustainable food system.



The Food Project

Who They Serve? We grow food for residents of the city and suburbs (Lynn, Wenham, Boston, and Lincoln), provides youth leadership opportunities, and supports others to create change in their own communities. The Food Project envisions a world where youth are empowered leaders, diverse communities feel connected to the land and each other, and everyone has access to fresh, local, healthy, affordable food.

Contact: Ludia Modi

lmodi@thefoodproject.org



Website: <https://girlsinclynn.org/>

Mission: Guarantees young women living in Lynn are equipped with the knowledge, skills, resources, and mentors to succeed in school, at home, and in their communities: now and throughout their lives.

Who They Serve: They serve girls ages 5-18 in Lynn and Boston

Contact: Donna Crotty
dcrotty@girlsinclynn.org

"TO INSPIRE ALL GIRLS TO BE STRONG, SMART, AND BOLD"

girls inc.



KIPP Academy Lynn Charter School

Website: <https://kippma.org/>

Mission: Together with families and communities, we create joyful, academically excellent schools that prepare students with the skills and confidence to pursue the paths they choose -college, career, and beyond- so they can lead fulfilling lives and build a more just world.

Who They Serve: Grades K-12 in Lynn

Contact: Becca Root
broot@kippma.org


KIPP:MA

PUBLIC CHARTER SCHOOLS



LEAP *for Education*

LEARN EXPLORE ASPIRE PURSUE



Website: <https://leap4ed.org/>

Mission: LEAP for Education empowers underserved youth to achieve economic and social mobility by cultivating personal, education and career growth

Who They Serve: 650+ students annually across Lynn and Salem, as well as Peabody. Programs are offered from middle school to postsecondary completion – all free-of-cost to students. 94% are from low-income households; 90%, first-generation to college; 80%, students of color; 30%, English language learners.

Contact: John Dudley
jdudley@leap4ed.org



Lynn English High School

Website: https://www.lynnschools.org/our_schools_english.shtml

Mission: have students become self-directed, life-long learners who acquire core knowledge, and effectively utilize technology to participate in a global society.

Who They Serve: Grades 9-12

Contact: Eddie Rodriguez
RodriguezEd@lynnschools.org



Borne on the evening wind
across the crimson twilight,
O'er land and sea they rise and fall
O Bells of Lynn!

Henry Wadsworth Longfellow

Your tools clicking a chorus of work
Stitching leather into shoes
for the feet of the people
laughter splitting the air!

Vincent Ferrini



Website: <https://lynnmuseum.org/>

Mission: preserve, interpret and promote the rich and diverse cultural heritage of the city of Lynn; to maintain, conserve, and expand a collection of historical artifacts, manuscripts, and printed materials relating to the history of Lynn; to disseminate information through research, publications, exhibitions, and public programs; and to foster an appreciation and understanding of local history to audiences of all ages

Who They Serve: youth and adults

Contact: Donneca Thurston
director@lynnmuseum.org



NortheastArc

Changing lives. Discovering abilities.



Website: <https://ne-arc.org/>

Mission: The Northeast Arc helps people with disabilities become full participants in the community; choosing for themselves how to live, learn, work, socialize and play.

Who they serve: Children and adults with developmental and intellectual disabilities and autism, and their families and communities.

Contact: Tim Brown
timbrown@ne-arc.org

Website:

<https://www.ymcametronorth.org>

Mission: The YMCA of Metro North builds strong kids, strong families and strong communities by enriching the lives of all people in spirit, mind and body.

Who They Serve: Commitment to service the community.

Contact: Andrea Baez
abaez@metronorthymca.org



YMCA of Metro North



Assets of Lynn

According to a City of Lynn Survey: 906 people who responded in three different languages.

When asked “What do you love about Lynn?”, there were some clear favorites.

- **Natural Resources (423 respondents)** - Lynn Woods, the waterfront and beach, green spaces and Gannon Golf Course were all beloved resources.
- **Diversity (361)** - 40% of respondents mentioned Lynn’s diversity as a strength in their response.
- **People & Community (201)** - This category includes respondents who spoke about their social networks in Lynn, about the general inclusiveness and friendliness of Lynners, and the pride people feel in community. Another recurring theme, cited specifically by 29 respondents, was the sense that Lynners take care of each other in times of need.
- **Convenience and Location (154)** - Lynn’s proximity to the North Shore and Boston were commonly cited as assets.
- **Arts, Culture & History (152)** - Whether it was the historic architecture, music scene, or murals, many respondents cited Lynn’s cultural assets as something they loved.
- **Business and Restaurants (115)** - The unique businesses and particularly the food scene were often-cited favorites.

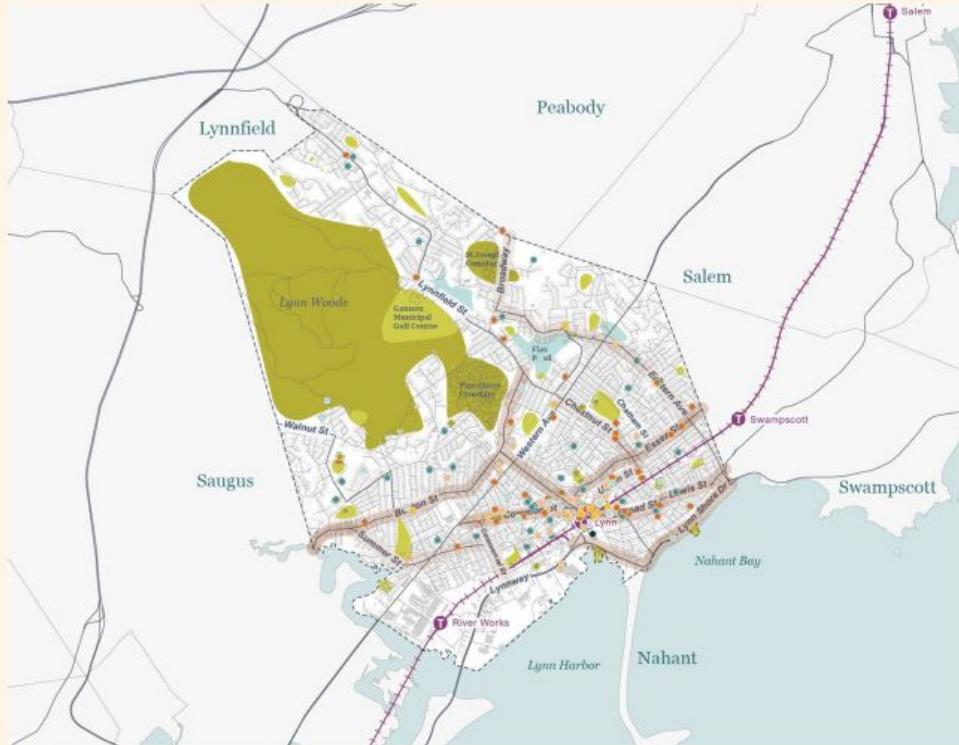
Source: <https://lynnincommon.com/vision-lynn>

We asked 20 youth leaders they said:

- **Natural Resources** - Lynn woods (hiking), Wonderful beaches, walking along the water
- **Diversity, People & Community** - Community gets together and supports one another no matter where they are from or what their culture is, Artists and Art Community, Lynn youth are resilient
- **Arts, Culture & History** - Murals, Beyond the Walls
- **Business and Restaurants** - Great food (pupusas),
- **Sports** - elementary school basketball - friendly competition
- **Special Places to Gather** - High Rock Tower, Downtown Lynn, Redrock Park, Ingalls Farm and other farm locations

Social Infrastructure Community Assets

Source: <https://lynnincommon.com/vision-lynn>



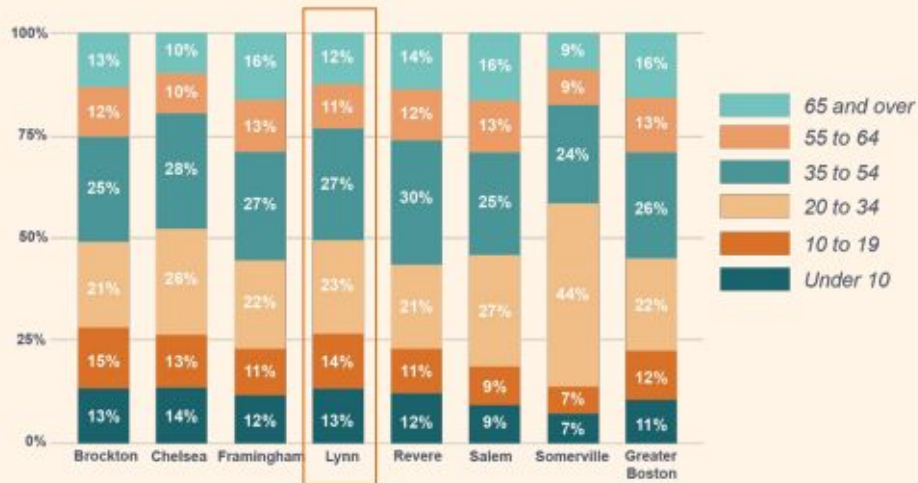
From affordable housing, health clinics, food support, language support, to college advocacy this network of strong organizations and cultural institutions provide what we call “social infrastructure” to the City of Lynn.

Community Assets

- Higher Education
- Education
- Community & Advocacy
- Athletics & Recreation
- Arts & Culture
- Social Services
- Religious Institutions

Community Profile Age Structure

Compared to the region, Lynn has slightly more people under 20, and slightly fewer people 65 and older, but overall the age structure is typical.



Source: <https://lynnincommon.com/vision-lynn>

- **65 and over:** 12,150
- **55 to 64:** 11,137
- **35 to 54:** 27,338
- **20 to 34:** 23,288
- **10 to 19:** 14,175
- **Under 10:** 13,162



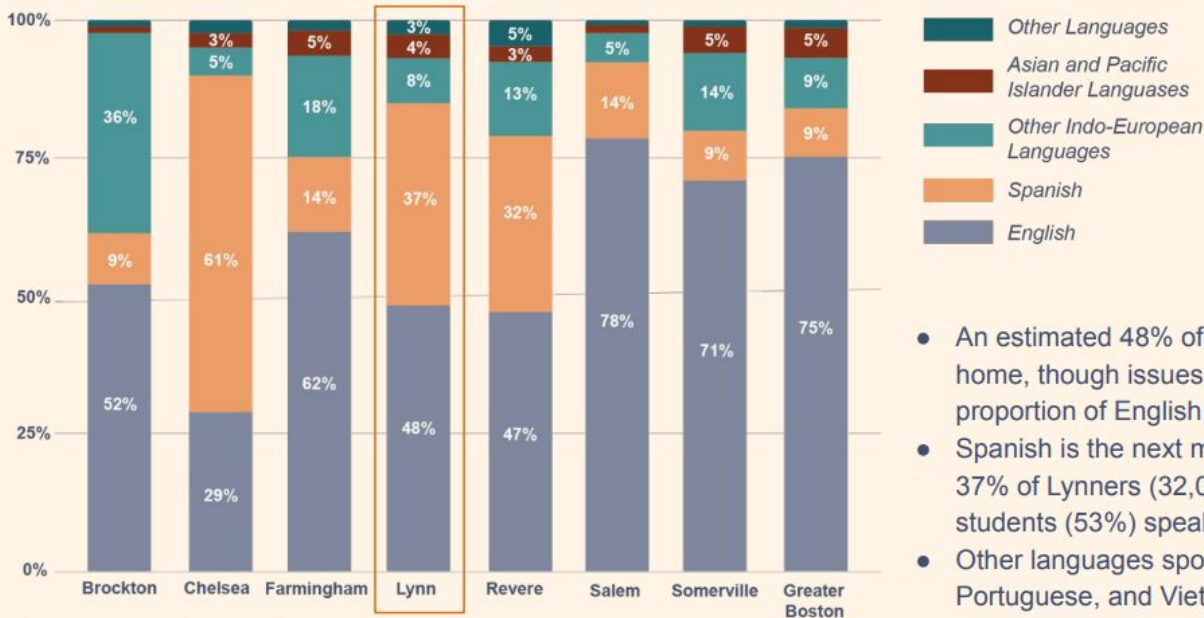
Source: American Community Survey, 2016-2020 5-year estimates

Young people enjoying the outdoors in Lynn. Source: Alyson Fletcher

Source: <https://lynnincommon.com/vision-lynn>

Community Profile Languages Spoken

Because non-English speakers are less likely to respond to Census Bureau surveys, the proportion of non-English speakers in Lynn is likely greater than this data shows.



Source: American Community Survey, 2016-2020 5-year estimates.

Top Languages in Lynn Public Schools

Spanish	53%
English	38%
Khmer	3%
Haitian-Creole	1%
Arabic	1%
Portuguese	1%
Vietnamese	1%

Source: Source: Lynn Public Schools, 2021. 46 additional languages were spoken by fewer than 1% of the student population. These figures relate to individual students.

- An estimated 48% of Lynners (42,000) primarily speak English at home, though issues with Census Bureau survey results suggest the proportion of English speakers is likely less than this.
- Spanish is the next most popular primary language. While an estimated 37% of Lynners (32,000) speak Spanish at home, over half of LPS students (53%) speak Spanish.
- Other languages spoken in Lynn include Khmer, Hatian Creole, Arabic, Portuguese, and Vietnamese.

Economic Development

Share of Employment for Select Industries, Lynn Workers vs Residents

Source: <https://lynnincommon.com/vision-lynn>



The industries Lynnners work in don't align with jobs in Lynn.

While 18% of Lynn jobs were in manufacturing in 2018, only 8% of Lynn residents work in the industry. A similar gap exists for health care.

More Lynn residents are in retail trade, accommodation and food services, and professional services than the jobs Lynn offers.

Source: U.S. Census, Quarterly Workforce Indicators. Data pulled from OnTheMap, 2018.

Thank you to our sponsors!

Friends



Viney Wallach Foundation

the
ALKU FOUNDATION

Supporters

- ❖ The Cabot
- ❖ La Vida Scholars
- ❖ New England Biolabs
- ❖ Roz Hill
- ❖ Mike & Diane Christian
- ❖ Fiona Minney
- ❖ Jeff Kaplan
- ❖ United Way of Massachusetts Bay & Merrimack Valley